

Daily Timetable



Date: 22.1.21

Class: Year 1

| Introduction video - 5 mins | Maths - 45 mins | Literacy - 45 mins | Phonics and Reading - 30 mins | Art - 45 mins | Wellbeing - 15mins |
|---|--|---|---|---|---|
| https://drive.google.com/file/d/1gZcKLYw-C5RjshRnNo9mNb eeZQLZbPkI/view?usp=sharing | <p>To subtract crossing ten (counting back):</p> <p>https://vimeo.com/497563367 - watch the video carefully, pause where you need to then answer the questions below.</p> <p>Support: make sure you use the number line and track within each questions to find the answer.</p> | <p>To use adjectives to describe:</p> <p>https://classroom.thenation.al.academy/lessons/to-use-adjectives-to-describe-64w3cd?activity=video&step=1 - you don't have to draw a picture for the Little Bo Peep story, you can just think about it. Draw a picture of your character and add labels with adjectives.</p> | <p>To spot and use the 'ir' grapheme:</p> <p>https://drive.google.com/file/d/1DkwogIwy8rF2MhwEn qBtOQIikyxBdss/view?usp=sharing</p> <p>Support: see sound mat included in timetable</p> <p>18.1.21</p> <p>Please read for 10 minutes a day. This may be a Phonics book from https://www.oxfordowl.co.uk/ or a story book that you read together.</p> | <p>To create my own contribution to a whole class collage:</p> <p>https://drive.google.com/file/d/14dEivtVnDCqco9WomYfsZE38-CJFBnZC/view?usp=sharing</p> <p>- you will need some pieces of paper, card or tissue paper for today's lesson. The more colourful the better. Remember, if you chose to use scissors today, you must make sure there is an adult there to support you.</p> | <p>Its story time! Today I am sharing one of my favourites 'Not Now Bernard' by David McKee. Make sure you're sat somewhere comfortable and enjoy!</p> <p>https://drive.google.com/file/d/1hCaI_eFlHI4NNBmOBdOU9ajqZpe7-6t5/view?usp=sharing</p> |

The school are aware that a child's timetable will look different for each individual family and that there may be issues around access to technology where there is more than one child in a family. There is flexibility with timings as long as learning is completed.

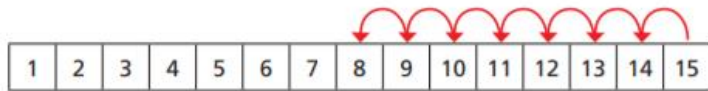
Please send in, via the class email, a photograph of one piece of your child's learning at the end of each day - we love to see the work the children have done and, if required, we can give feedback. Should you have any questions about the learning, please email me on: sppsyear1@cathedralschoolstrust.org

Subtraction – crossing 10 (counting back)

1 There are 15 cookies in a jar.

Mo eats 7 cookies.

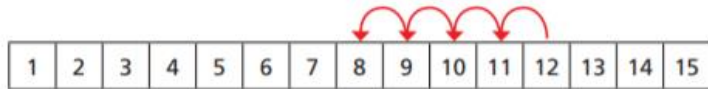
He counts back 7 from 15



How many cookies does Mo have left?

2 Use the number tracks to help you.

a) $12 - 4 = \square$



b) $12 - 5 = \square$

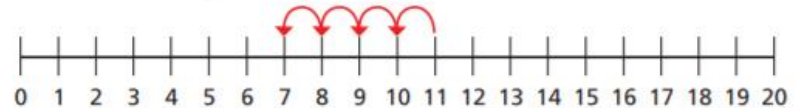


c) $12 - 7 = \square$

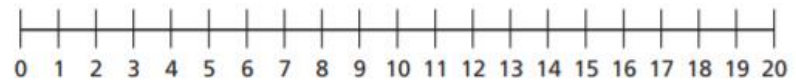


3 Use the number lines to help you.

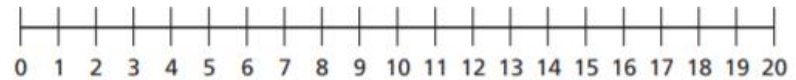
a) $11 - 4 = \square$



b) $16 - 9 = \square$



c) $14 - 11 = \square$



4 There are 13 toys in a box.

Kim takes some toys out of the box.

There are 5 toys left in the box.

How many toys does Kim take out of the box?



Literacy - To use adjectives to describe

Draw a picture of your character then write labels using adjectives.