

Daily Timetable



Date: 19.1.21

Class: Year 1

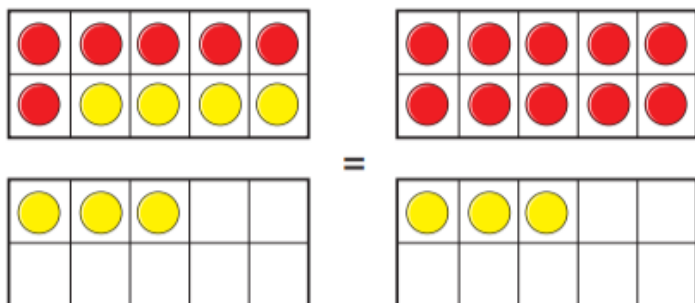
| Introduction video - 5 mins | Maths - 45 mins | Literacy - 45 mins | Phonics and Reading - 30 mins | Geography - 45 mins | Wellbeing - 15mins |
|---|--|---|--|---|--|
| <p>https://drive.google.com/file/d/1eS7jIeGUmrhg4SnJPptBQfCAINU4g_ru/view?usp=sharing</p> <p>Big Bird Watch: https://www.rspb.org.uk/get-involved/activities/birdwatch/</p> | <p>To add by making 10 (cont.): https://vimeo.com/492195871 - watch the video carefully, pressing pause where you need to then answer the questions below.</p> <p>Support: you might find your ten frame and counting objects from yesterday's lesson useful again today.</p> | <p>To generate ideas for a recycled story: https://classroom.thenational.academy/lessons/to-generate-ideas-for-a-recycled-story-cru3jt?activity=video&step=1 - there are lots of little tasks here today. Don't worry about drawing pictures for the Humpty Dumpty section, just think and talk about your ideas instead.</p> <p>Support: uses the sentence starters on the video in the final task.</p> | <p>To spot and use the 'ew' grapheme: https://drive.google.com/file/d/14yNWd-auN2imqUmNiC5pNTQvyniZX0tk/view?usp=sharing</p> <p>Support: see sound mat included in timetable</p> <p>18.1.21</p> <p>Please read for 10 minutes a day. This may be a Phonics book from https://www.oxfordowl.co.uk/ or a story book that you read together.</p> | <p>To explore the characteristics of nations within the UK: First watch this video: https://www.bbc.co.uk/teach/class-clips-video/geography-ks1--ks2-the-united-kingdom/zhtgrjfb then find out more about today's learning: https://drive.google.com/file/d/1ppHQSDVIKRG2jR3T3Fv58aADki3ieD0-/view?usp=sharing - we are going to write a postcard from somewhere in the UK.</p> | <p>Let's try some yoga today. Take time to relax and stretch those muscles. Today's activity is based around Michael Rosen's 'We're going on a bear hunt': https://www.youtube.com/watch?v=KAT5NiWHFIU</p> |

The school are aware that a child's timetable will look different for each individual family and that there may be issues around access to technology where there is more than one child in a family. There is flexibility with timings as long as learning is completed.

Please send in, via the class email, a photograph of one piece of your child's learning at the end of each day - we love to see the work the children have done and, if required, we can give feedback. Should you have any questions about the learning, please email me on: sppsyear1@cathedralschoolstrust.org

Add by making 10

- 1 The ten frames show that $6 + 7$ is the same as $10 + 3$



Use counters to show that $5 + 6$ is the same as $10 + 1$



- 2 Complete the additions.
Use ten frames to help you.

a) $8 + 3 = 10 + \square$

c) $7 + 5 = 10 + \square$

b) $9 + 7 = 10 + \square$

d) $6 + 8 = 10 + \square$

- 3 Use number bonds to complete the additions.
The first one has been done for you.

a)
$$10 + 5 = 15$$

b)
$$10 + 3 = \square$$

c)
$$\square + \square = \square$$

Literacy - To generate ideas for a recycled story

Use these boxes for the sorting activity in the warm up section of the lesson

| <u>ed (d)</u> | <u>ed (t)</u> | <u>ed (id)</u> |
|---------------|---------------|----------------|
| | | |

Then complete these sentences using the past tense

| | | |
|------|-------|-------|
| walk | look | shout |
| pick | start | yell |

He _____ up his hats from the floor.

The hatmaker _____ through the forest.


The hatmaker _____ at the monkeys.

He _____, "Give me back my hats right now!"


The hatmaker's son _____ to feel tired.

Geography - To explore the characteristics of nations within the UK

Chose a nation within the UK, then create a postcard, describing the things you could see and do



The back of a postcard template, featuring a large blank area for an address. In the bottom right corner, there is a logo for 'twinkl' with the text 'visit twinkl.com' below it. A small 'twinkl.com' watermark is visible on the right edge.



The front of a postcard template. At the top left, there is a decorative illustration of a woman's profile wearing a crown, enclosed in a rectangular frame with a scalloped border. To the right of this illustration are four vertical lines, and a horizontal line runs across the page below them, creating a space for a message. In the bottom right corner, there is a logo for 'twinkl' with the text 'visit twinkl.com' below it. A small 'twinkl.com' watermark is visible on the right edge.